



Sadhana Education Society's

Registered under Society's Act of 1860 & Bombay Public Trust Act 1950 | Linguistic (Gujarati) Minority Institution

L. S. RAHEJA COLLEGE OF ARTS & COMMERCE (AUTONOMOUS)

Estd: 1980

NAAC Accredited B++ (3rd Cycle) | ISO Certified 9001:2015 & 21001:2018

Ref.No. LSRC/Notice/ABC IDs FY BATCH 25-26/25-26/2367

Date: 09.01.2026

NOTICE

DEGREE - AIDED / UNAIDED

All FY students of Batch 2025–26 are hereby informed that it is mandatory to link your ABC ID on the University of Mumbai portal.

The procedure for linking the ABC ID is attached herewith. For the details required to generate your ABC ID, kindly visit the college website by clicking on the link below:
<https://www.lsrheja.org/roll-call-list/#prnernlist>

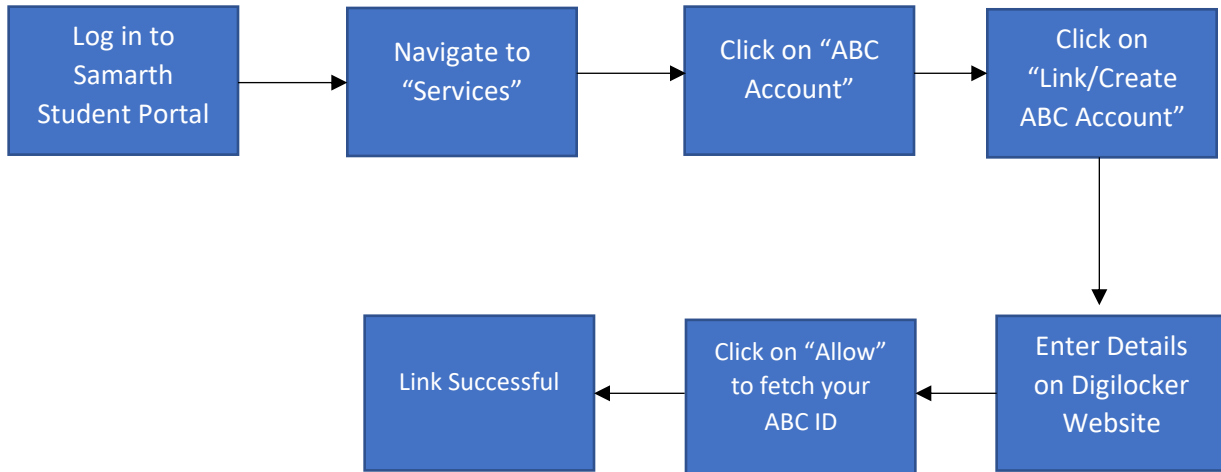
Students who are unable to link their ABC ID online may visit the College Office between 09.01.2026 and 14.01.2026 during office hours (9:30 a.m. to 2:00 p.m.).

Please note that students who fail to link their ABC ID will not be issued their Grade Card.

DR. VAISHALI PANDYA
VICE-PRINCIPAL



Steps to Link your ABC Account in Samarth Student Portal



Step 1: Log-in to your institution's student portal using your Username and Password.

Student Portal

Sign In

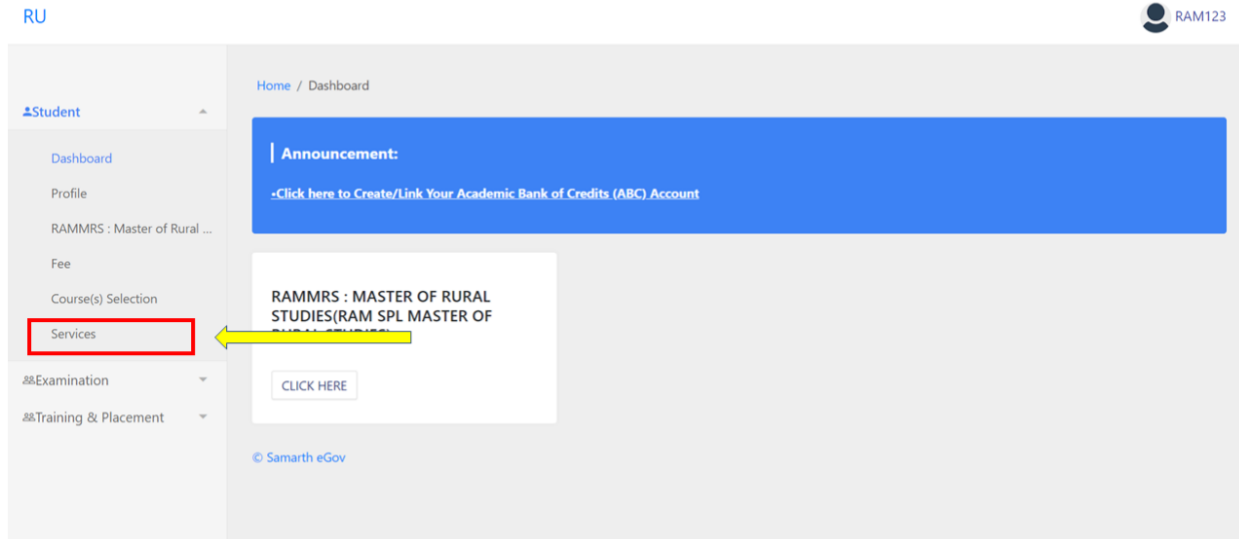
Username

Password

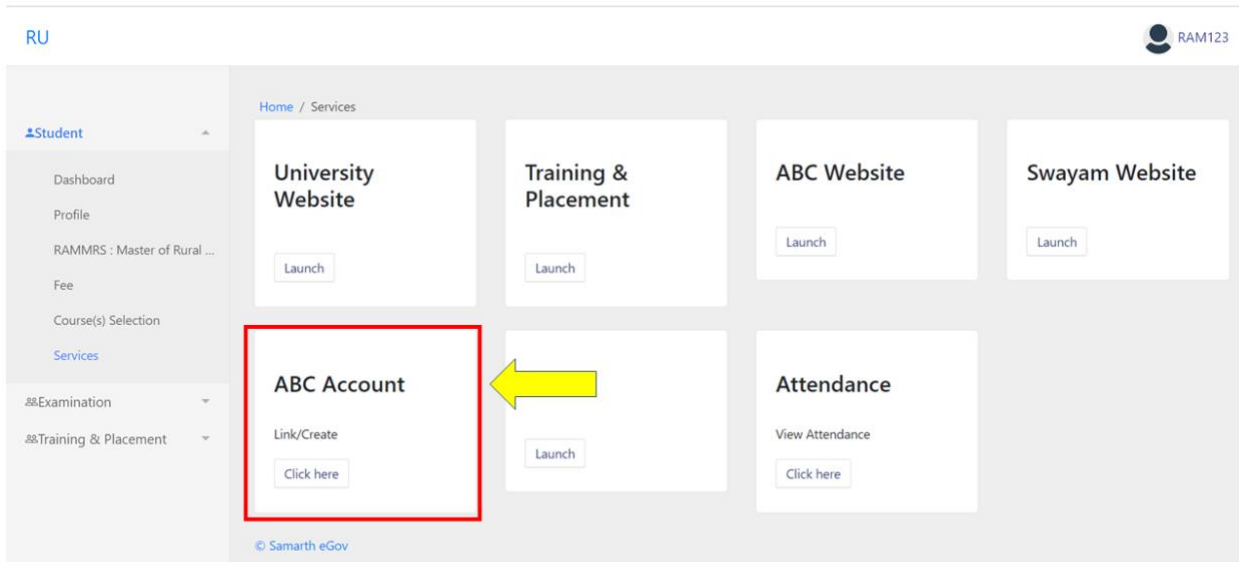
[Login](#)

[New Registration](#) [Reset Password](#)

Step 2: Navigate to “Services” from the Side menu



Step 3: Click on “ABC Account”



Step 4: Click on “Link/Create ABC Account”

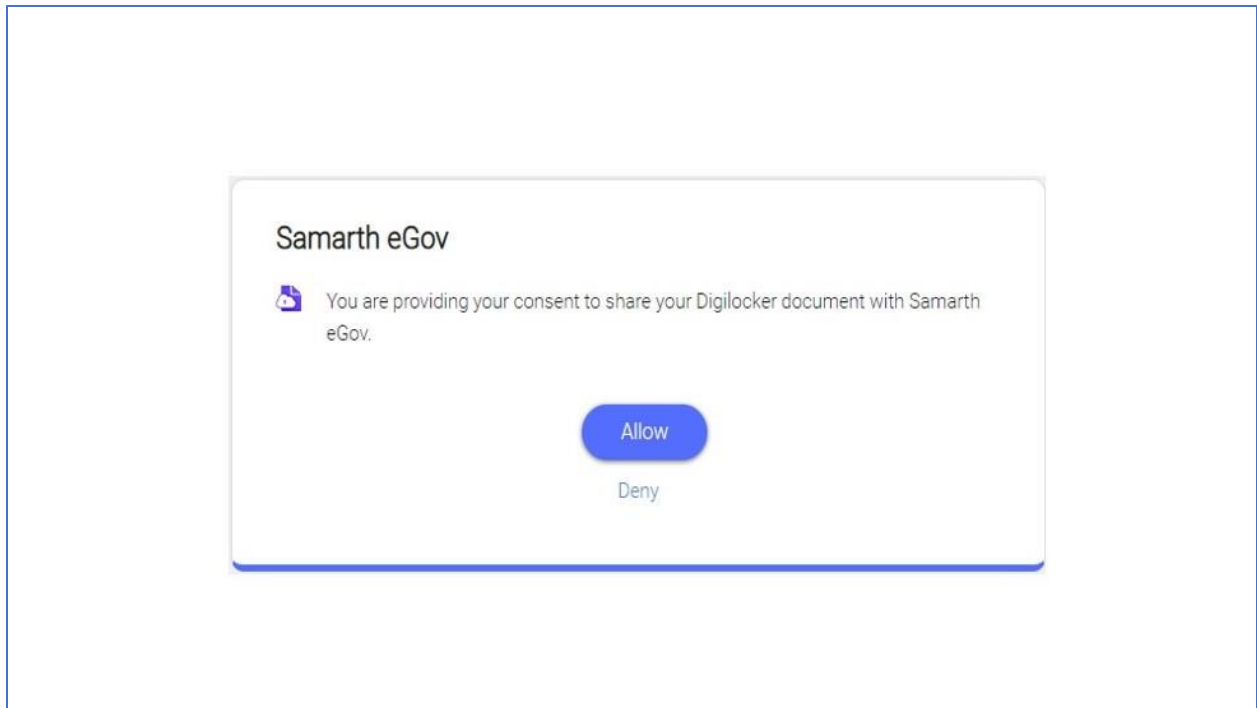
The screenshot shows a web interface for the Academic Bank of Credits (ABC) account. At the top left, there is a navigation menu with 'RU' and a user profile icon labeled 'RAM123'. The main content area is titled 'Academic Bank of Credits Account Information'. Under the heading 'Key features', there is a list of bullet points: 'Online centralized system', 'Credit audit trail management', 'Credit accounting', and 'Recognized learning achievements'. Below this list, a message states 'You have not linked your Academic Bank of Credits (ABC) account.' and a blue button labeled 'Click here to Link/Create your ABC Account' is provided. At the bottom left of the page, there is a copyright notice '© Samarth eGov'.

Step 5: Enter your “Mobile No./Aadhar No./Username” on Digilocker Page.

First time users can create their Digilocker account using Mobile no. Or Aadhar No.

The image displays two screenshots of the Digilocker user interface. The left screenshot is titled 'Sign In to your account!' and features a blue button labeled 'Mobile' and a text input field for 'Aadhaar/Username'. Below this, there is a text input field for 'Mobile number*' with the instruction 'Enter your registered Mobile number' and a green 'Next' button. At the bottom, there is a link: 'Do not have an account? Sign Up'. The right screenshot is titled 'Verify OTP' and shows a message: 'Digilocker has sent you an OTP to your registered mobile (xxxxxx0088) and email (rame****@gmail.com)'. It includes a text input field for 'Enter OTP' with a refresh icon, a green 'Submit' button, and a link: 'Did not get the OTP? Resend OTP'. At the bottom, there is a link: 'Try using Aadhaar OTP instead!'.

Step 6: Click “**Allow**” to fetch your ABC ID to Samarth.



Step 7: Congratulations, you have successfully linked your ABC and Samarth Accounts.

Academic Bank of Credits Account Information

Key features

- Online centralized system
- Credit audit trail management
- Credit accounting
- Recognized learning achievements

Your ABC account has been successfully linked.

Your ABC account number is **894211489716**

Details of credits in your ABC account are shown below :

Institution : Indira Gandhi National Open University

Note: In case of details mismatch the page will display **“There is a discrepancy in your details”**. Please contact your institute in this case and they will be able to link your ABC account after verifying details.

Academic Bank of Credits Account Information

Key features

- Online centralized system
- Credit audit trail management
- Credit accounting
- Recognized learning achievements

There's some discrepancy in ABC details that you have provided. Please contact the institute.

Student Enrollment Details	ABC Details
Name: BUS Student One	Name: <input type="text" value="XXXXXXXXXX"/>
Gender:	Gender: M
D.O.B:	D.O.B: 19 <input type="text"/>

[Update your ABC Account](#)